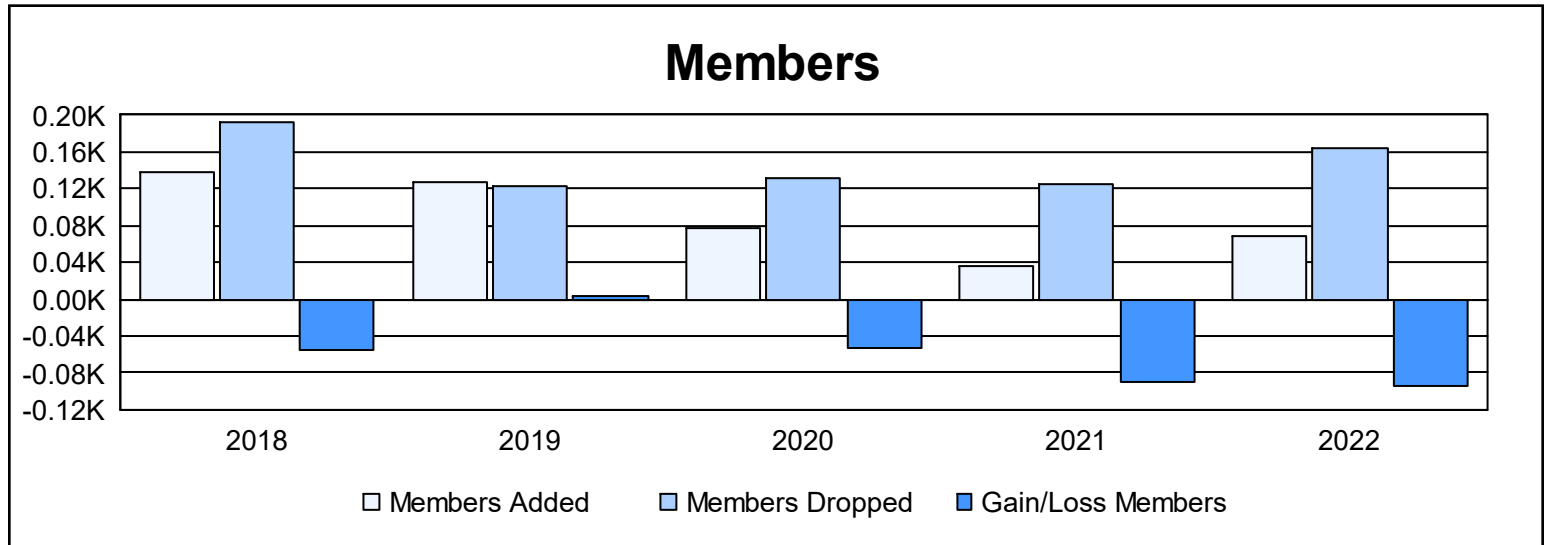
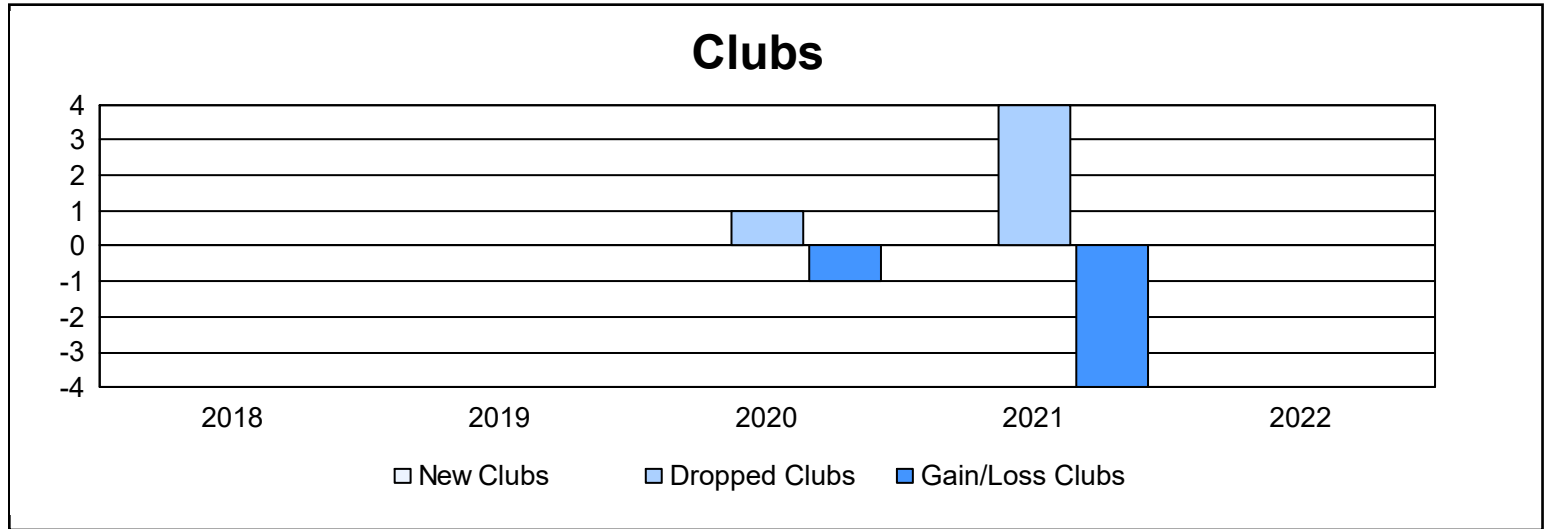
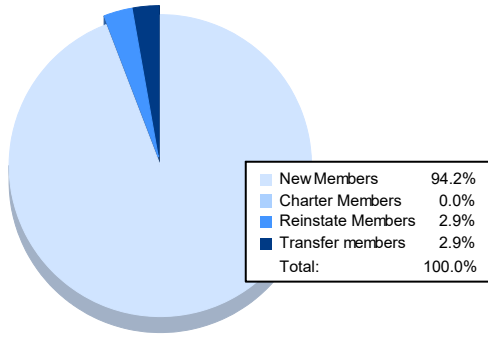


Year	New Clubs	Dropped Clubs	Gain/ Loss Clubs	New Members	Charter Members	Reinstate Members	Transfer Members	Total Member Added	Total Members Dropped	Gain/ Loss Members
2017-2018	0	0	0	110	0	8	19	137	192	-55
2018-2019	0	0	0	106	2	3	16	127	123	4
2019-2020	0	1	-1	60	0	2	16	78	131	-53
2020-2021	0	4	-4	35	0	1	0	36	125	-89
2021-2022	0	0	0	65	0	2	2	69	163	-94
<b>Average</b>	<b>0</b>	<b>1</b>	<b>-1</b>	<b>75</b>	<b>0</b>	<b>3</b>	<b>11</b>	<b>89</b>	<b>147</b>	<b>-57</b>



### Membership Composition June 2022 Cumulative



### Gender Composition June 2022 Cumulative

